



A safe ride
to the top

Enjoy unlimited independence


Materials of highest quality, innovative technology, the pleasing and flexible designs guarantee highest comfort and reliable security of all our products.





High quality materials

Weatherproof and robust: Components of stainless steel and metal enable a smooth and safe ride as well as ensure personal safety and a visually pleasing product.



Control operated ergonomics

Simple and intuitive: Touch surface control buttons, which are also in braille, can be used for an almost effortless performance.




Informative display

Time and cost saving: By looking at this display all the necessary information is given at a glance, for example, when maintenance procedures are due or when the status operation changes.




Stainless-steel rail

Safety and stability: The resistant stainless steel guarantees a durable functionality and can also be used as a handrail.



Twin drive

No stabilization rail is necessary: The unique twin drive makes an ascent and descent without a third rail possible. This is cost-saving in its production and offers a maximum of stability during the ride.



Fully automated safety device

Protective and comfort: Because the security of our customers is our main priority, the anti-rolling mechanism, the contact data and the side-shift mechanism all meet current security standards.



high
quality



shapely
form



individual
solution



reliable
security



flexible
implementation

Implementation according to individual requirements

Wireless wall-switch

Fixed and possible to lock, perfect for in public and outdoor areas.



Cable remote control
Enables an ergonomic operation when using a folding-seat.



Hand-held remote control

Enables the lift to be controlled within close proximity.



Optional accessories for additional comfort

Folding seats

For an upgrade from a platform stair lift to a seated chair lift.

Third ramp



In particular, when there is a shortage of space for the runners of the platform on the opposite side of the lift.

Variable platform measurement

Optimal use of space and platform maximization through a millimeter accurate adaption.

Colour choice

In a standard grey (RAL7040), stainless steel, brass, or in a colour from the RAL-colour range, the lift will fit the colour scheme of its environment.





The king of lifts

We bring you rapidly to the top without complications with our flexible solutions which aim to meet individual personal needs and requirements.



Towards the sun

From a range of different colours of varnishes to the adaption of the lift to meet constructional requirements, our in house technicians will uniquely assemble the desired product. We guarantee a pleasing appearance and a high-quality service that meet your expectations.