

# Hidden Platform Lift



## Technical Specification



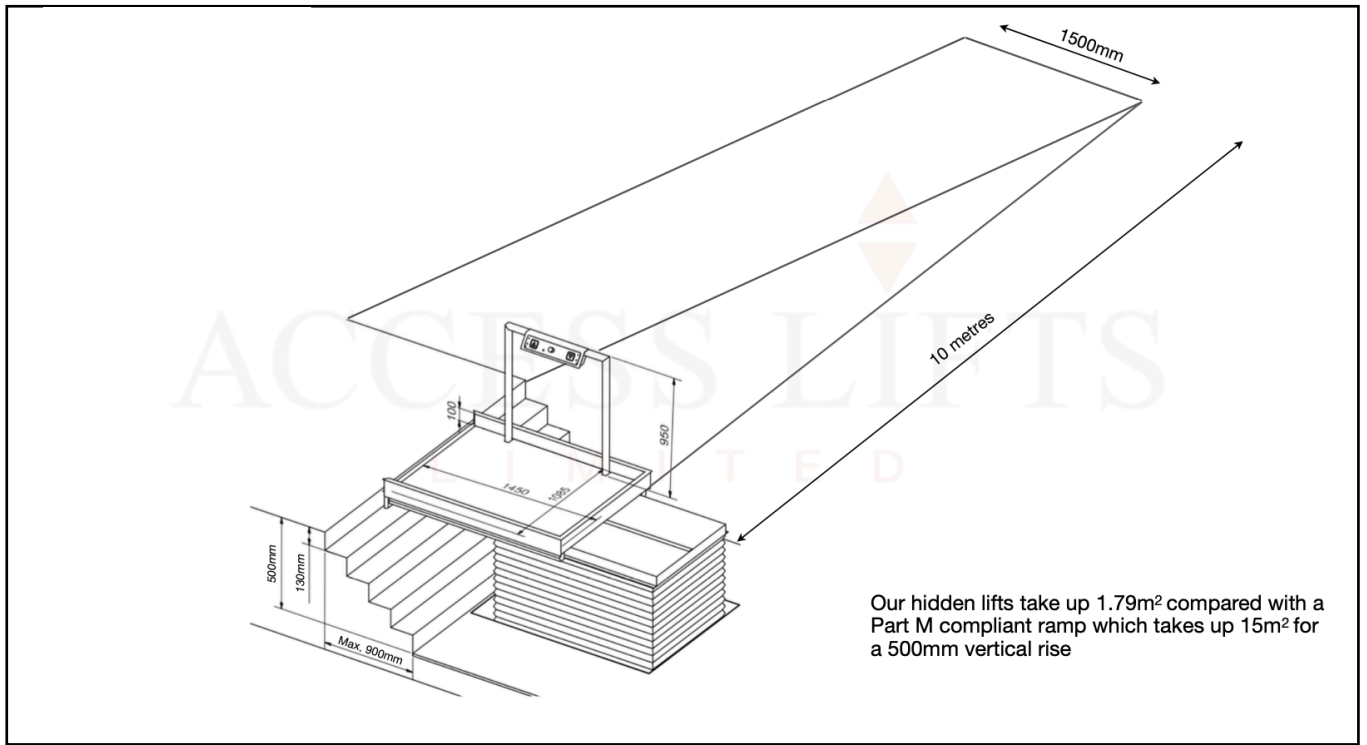
# Principal Information

The Hidden Platform Lift is the perfect solution for discreet sites such as listed buildings and buildings of historic importance. Our Hidden Platform Lift comes in its own pit tray which allows for simple installation which can take only a matter of hours. The recessed design allows users to enter the platform from any of the 3 lower landing sides make it easier to use compared with a traditional platform lift. When compared with a Part M compliant ramp for a 500mm vertical rise, the Hidden Platform Lift takes up less than an 1/8th of the space. This makes it perfect for buildings where space is at a premium such as restaurants, bars or shops. The lift can be finished with any material to match the surrounding flooring. With a 830mm vertical rise and 900mm horizontal travel, the Hidden Platform lift can provide access for most small stairwells offering a space saving solution which hides in plain sight. The Hidden Platform Lift comes with a number of on platform and landing controls which makes it exceptionally versatile. In addition we offer a number of bespoke finishes to make sure that the Hidden Platform Lift fits perfectly with each project.

Platform size	<b>1090mm x 1450mm</b>
Pit size	<b>1185mm x 1520mm</b>
Pit depth	<b>155mm</b>
Lifting height	<b>830mm</b>
Traverse	<b>900mm</b>
Load	<b>375kg</b>
Speed	<b>0.1m/s</b>
Drive mechanism	<b>Electric scissor</b>










# Finishes

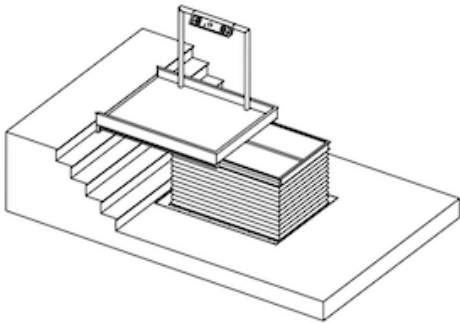
Pit tray construction	Galvanised steel
Top tray finish	Any material up to 22mm including adhesive
Trim finish	Black rubber, stainless steel or anodised aluminium
Platform controls	Column, goalpost or without
Platform control finish	Stainless steel or powder-coated RAL colour
Platform protection	100mm retractable roll off protection on all sides
Underside protection	Black hard plastic bellows
Safety Edge	Underside anti-trap safety edge to all sides



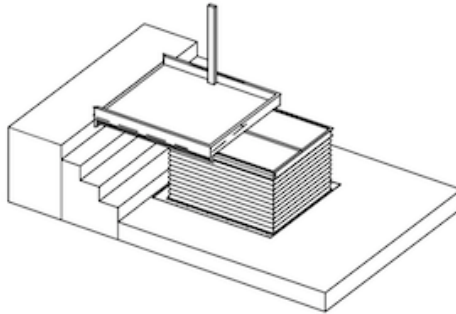


# Optional Finishes

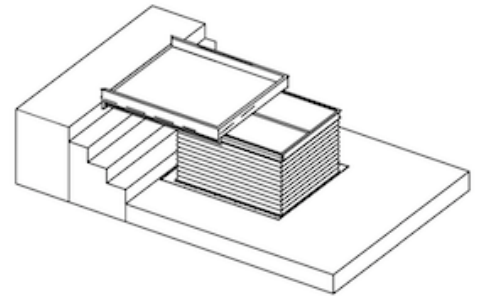
## Platform controls



*Goalpost*

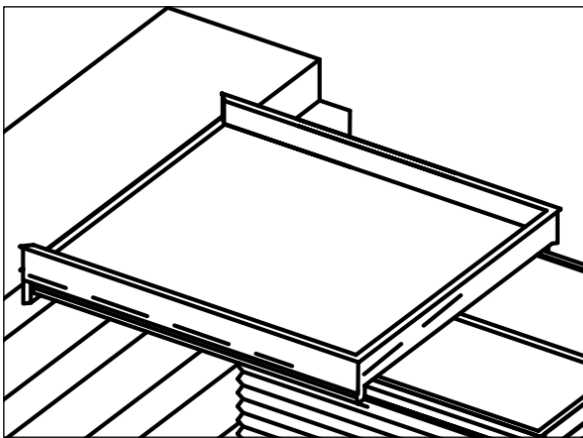


*Column*




*Without*

## Trim finish



*Black rubber*



*Anodised aluminum*



*Stainless steel*



## Landing Controls

Access Lifts can provide a number of bespoke landing push buttons from easy to use 50mm x 50mm square push buttons which are surface mounted to more discreet 34mm x 34mm circular push buttons which are flush mounted. All push buttons are available in stainless steel, black and brass. Back boxes are available powder-coated in any RAL colour. Flush mounted face plates are available in a number of stainless steel finishes.



Dimensions	<b>80 (w) x 160 (h) x 55 (d)</b>
Push buttons	<b>50 x 50 square buttons</b>
Rating	<b>IP67</b>
Operation	<b>Continuous pressure</b>
Finish	<b>RAL Colour</b>
Connection	<b>Wireless</b>

Dimensions	<b>80 (w) x 160 (h)</b>
Push buttons	<b>34 x 34 circular buttons</b>
Rating	<b>IP66</b>
Operation	<b>Continuous pressure</b>
Finish	<b>Stainless steel</b>
Connection	<b>Wireless</b>



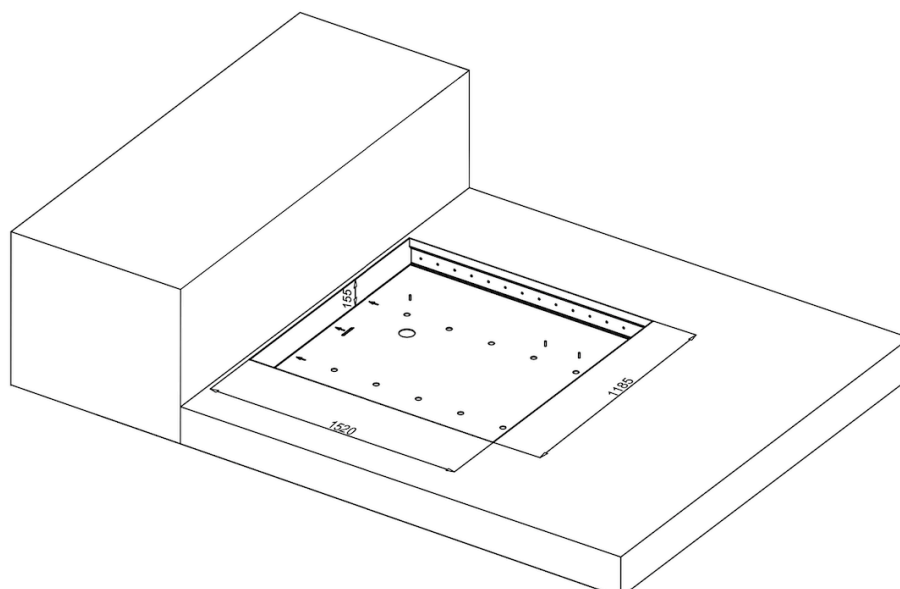
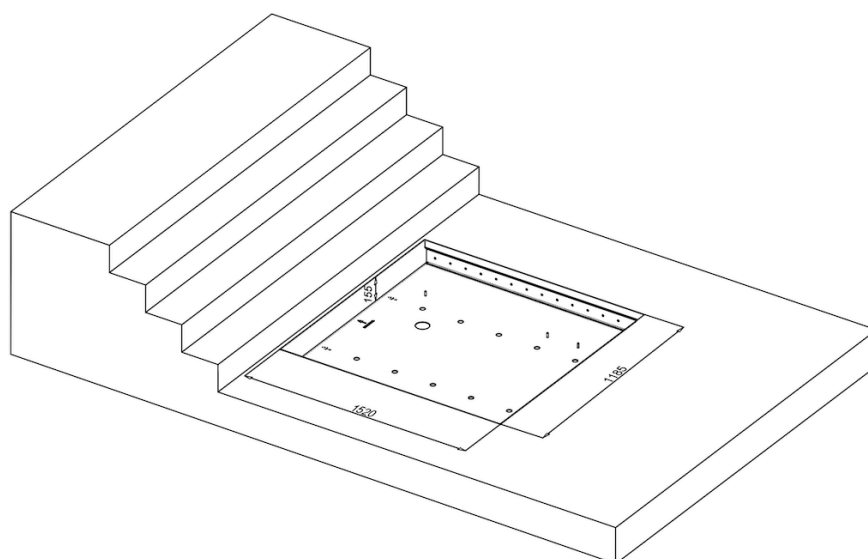
The Hidden Platform Lift can also come with remote control wireless key fobs, these controls offer the best form of control in projects with authorised use as well as private homes.



# Electrical Requirements

Power supply	Single phase, 230V, 16A, 50Hz
Auxiliary circuit	24V DC
Power consumption	3W idle, 14.7W in use
Duty Cycle	19%
Fuse	T25A
Batteries	2x 12V, 7.2A

## Pit Dimensions





# Pit Loadings

